

Set as shown. Note the "swirls" are 2 step spacing. Very important.

- Flutes = F
- Clarinets = C
- Alto Sax = A
- Tenor Sax = N
- Trumpets = T
- Horns = H
- Trombones = X
- Baritones = B
- Tubas = U
- Percussion = P
- Colorguard = Z

1 Z 2 Z 3 Z 4 Z 5 Z 6 Z 7 Z 8 Z 9 Z 10 Z 11 Z 12 Z

Meas. 1-4 Counts 0-16
 16 counts

Back swirls....FTL as shown.
 Tuba and Perc move forward as shown.
 Guard, MT 16

1 2 3 4 5 6 7 8 9 10 11 12
 Z Z Z Z Z Z Z Z Z Z Z Z

15 20 25 30 35 40 45 50 55 60

The musical notation is arranged in several rows on a grid. The first row contains notes for N, H, H, H, B, B, B, X, X, X, X, X, X, X, X. The second row contains notes for T, T, T, T, T, U, U, U, U. The third row contains notes for P, P, P, P, P, P, P, P, P, P. The fourth row contains notes for Z, Z, Z, Z, Z, Z. The fifth row contains notes for Z, Z, Z, Z, Z, Z. Each letter has a stroke order diagram with numbered arrows indicating the direction and sequence of strokes. For example, 'N' has two strokes (1: vertical down, 2: diagonal down-right), 'A' has four strokes, 'C' has three, 'F' has six, 'T' has five, 'H' has four, 'B' has three, 'X' has eight, 'P' has ten, 'U' has four, and 'Z' has six.

Meas. 9-12 Counts 32-48
 16 Counts

H, B, X adjust to grid... as shown very small adjustments to position. Even better if you can hit this point on the FTL before.

T, N, A, C, and F move to the position shown.

Everyone else, MT 16

Meas. 13-16 Counts 48-64
 16 Counts

Move to Positions shown. Note it will be important to plant feet on count 3 of meas. 64.

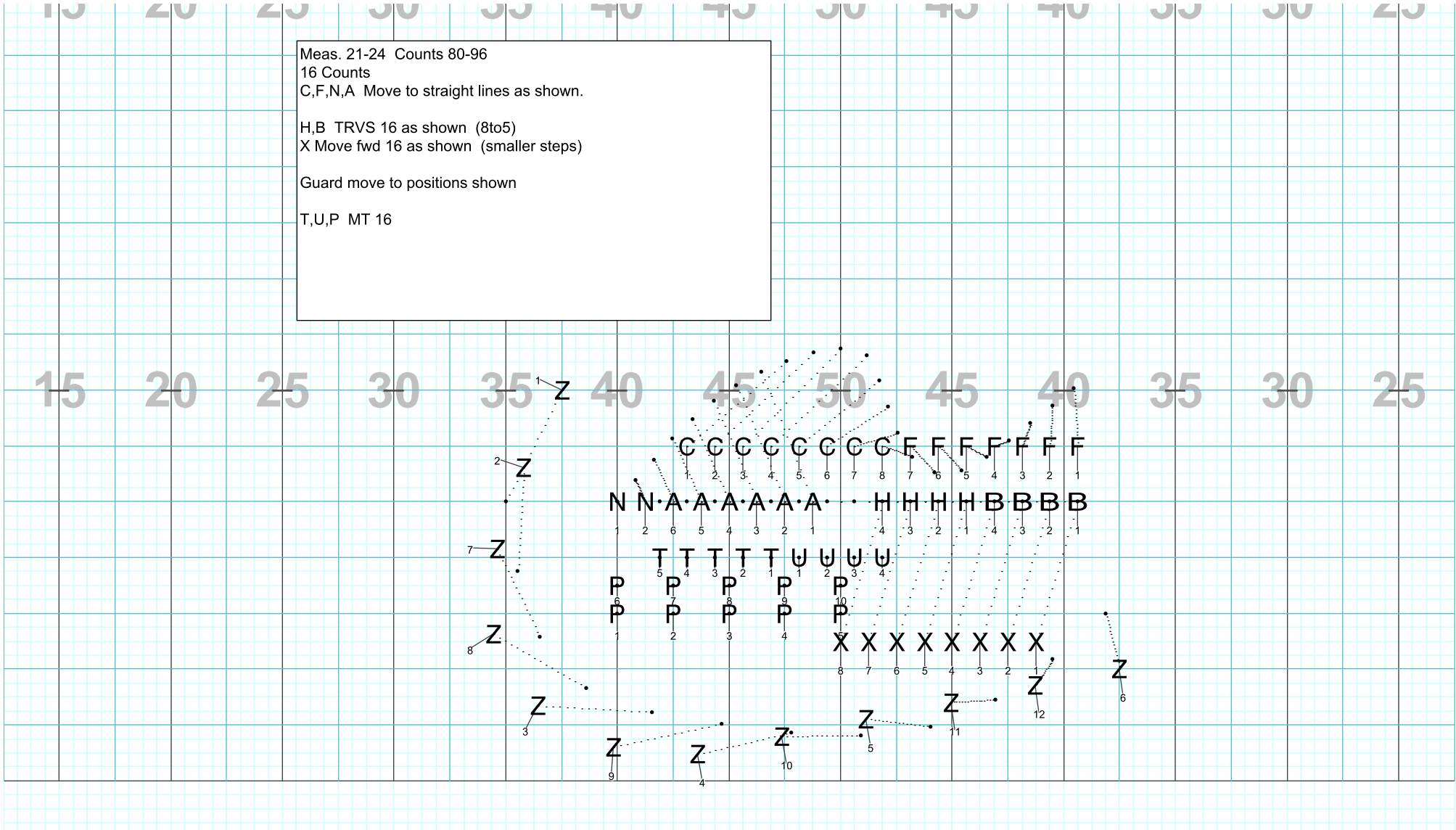
Horn pop on up beat of 4 of measure 16

Meas. 21-24 Counts 80-96
16 Counts
C,F,N,A Move to straight lines as shown.

H,B TRVS 16 as shown (8to5)
X Move fwd 16 as shown (smaller steps)


Guard move to positions shown

T,U,P MT 16



Director Viewpoint

Meas. 29-36 Counts 112-144
32 Counts
X7,X5,X3,X1 Move to position shown in 4 cts and MT 28
Trumpets move to position shown in 10 cts and MT 22
B & U move to position shown in 12 cts
and MT 20



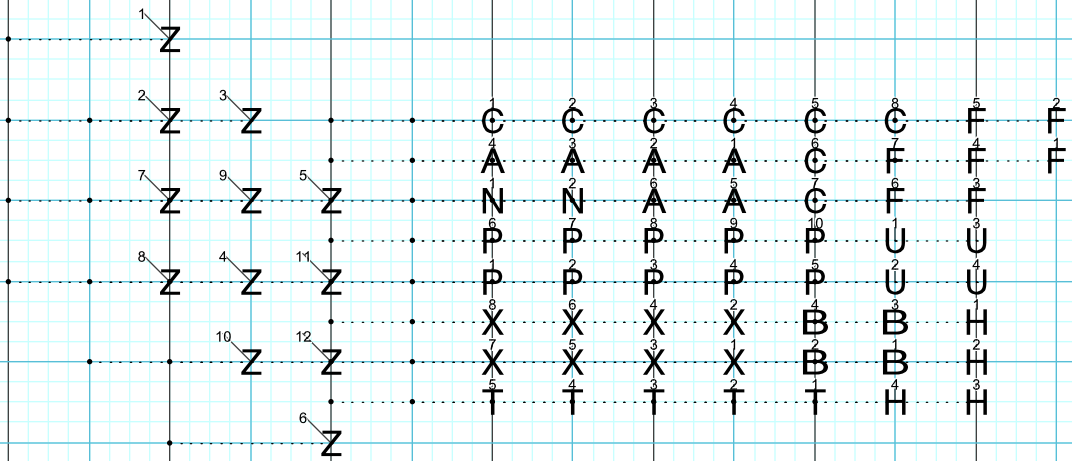
Director Viewpoint

Meas. 37-45 Counts 144-176
 32 Counts

Band TRVS 10 yards to position shown (16 to 5 step)

Gaurd move to slanted box design in 8 cts then trvs 5 yards to position shown (16 to 5)
 (note guard is FTL as much as possible forming the slanted box.)

25 30 35 40 45 50 45 40 35 30 25 20



Director Viewpoint

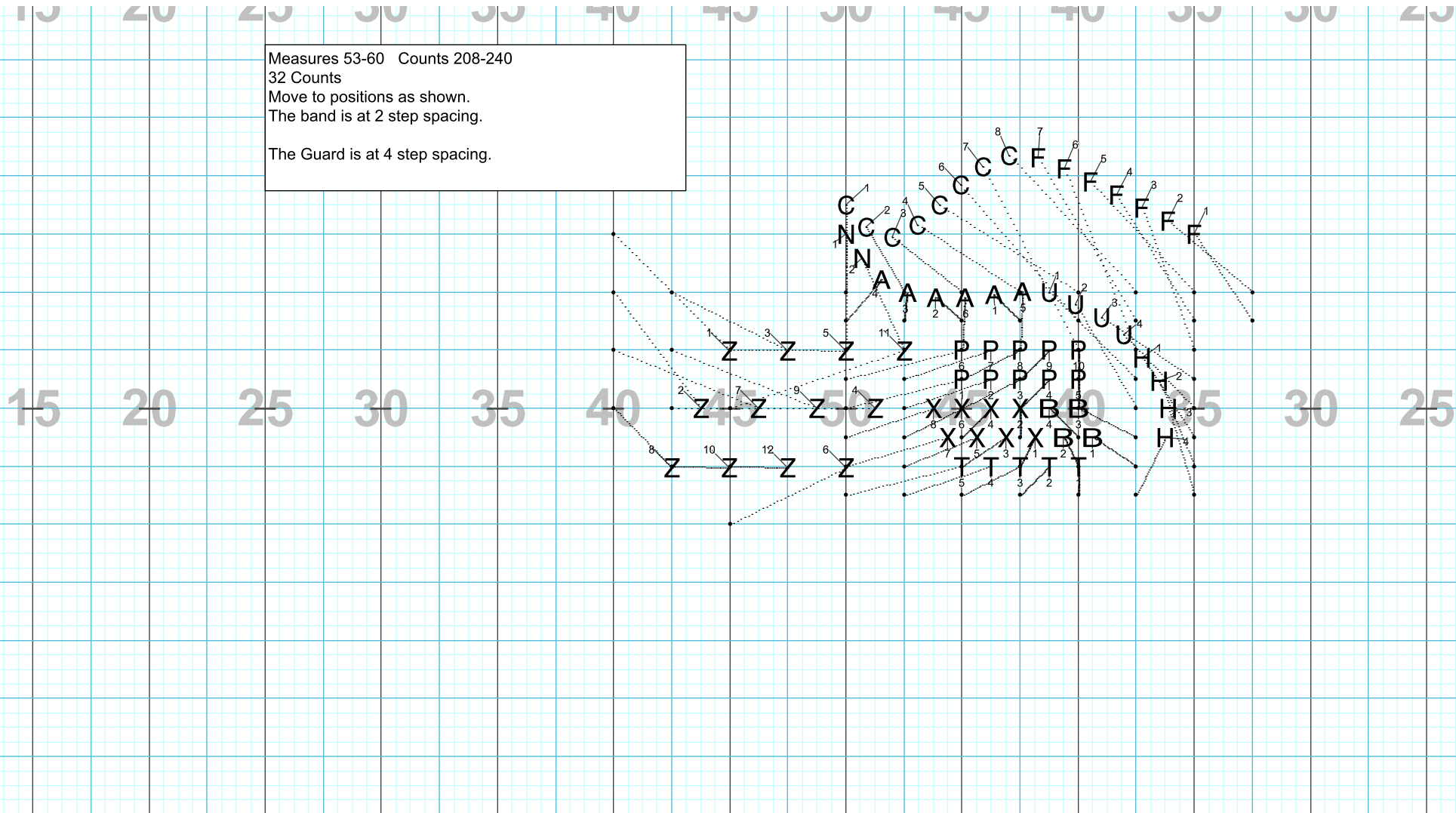
Measures 45-52 Counts 176 - 208
32 Counts

BKWDS 32 (note 16 to 5, 10 yards)

The diagram is set on a grid with vertical lines labeled 25, 30, 35, 40, 45, 50, 55, 60, 65, 70, 75, 80, 85, 90. The letters and their stroke order numbers are as follows:

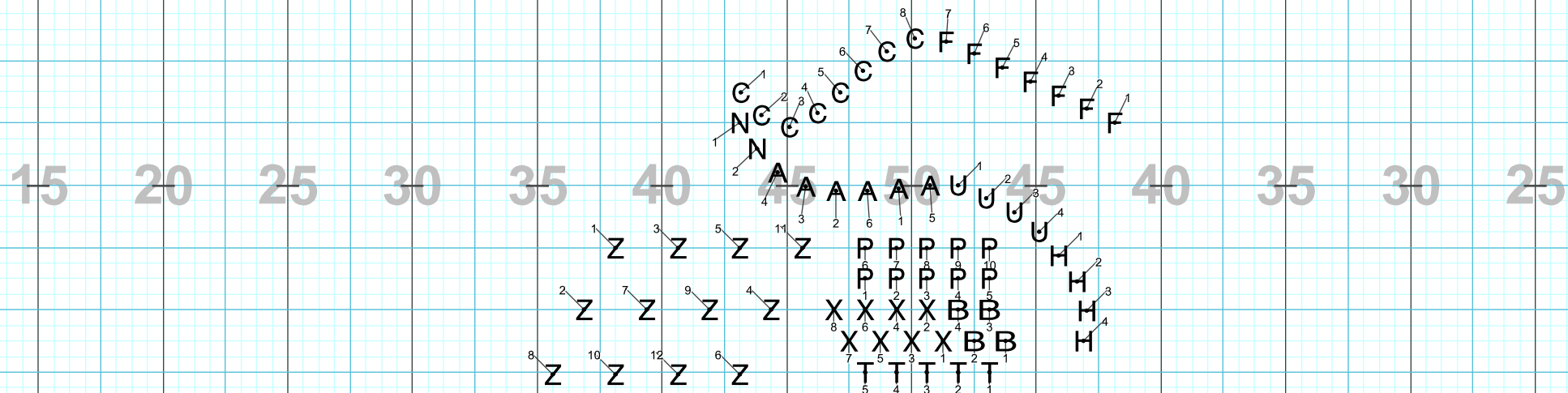
- Column 40: Z (1), Z (2), Z (7), Z (8)
- Column 42: Z (3), Z (9), Z (4), Z (10)
- Column 44: Z (5), Z (11), Z (12), Z (6)
- Column 50: C (1), A (2), N (3), P (4), X (5), X (6), X (7), X (8), X (9), X (10), X (11), X (12)
- Column 52: C (1), A (2), N (3), P (4), X (5), X (6), X (7), X (8), X (9), X (10), X (11), X (12)
- Column 54: C (1), A (2), P (3), X (4), X (5), X (6), X (7), X (8), X (9), X (10), X (11), X (12)
- Column 56: C (1), C (2), C (3), C (4), C (5), C (6), C (7), C (8), C (9), C (10), C (11), C (12)
- Column 58: C (1), C (2), C (3), C (4), C (5), C (6), C (7), C (8), C (9), C (10), C (11), C (12)
- Column 60: C (1), C (2), C (3), C (4), C (5), C (6), C (7), C (8), C (9), C (10), C (11), C (12)
- Column 62: C (1), C (2), C (3), C (4), C (5), C (6), C (7), C (8), C (9), C (10), C (11), C (12)
- Column 64: C (1), C (2), C (3), C (4), C (5), C (6), C (7), C (8), C (9), C (10), C (11), C (12)
- Column 66: C (1), C (2), C (3), C (4), C (5), C (6), C (7), C (8), C (9), C (10), C (11), C (12)
- Column 68: C (1), C (2), C (3), C (4), C (5), C (6), C (7), C (8), C (9), C (10), C (11), C (12)
- Column 70: C (1), C (2), C (3), C (4), C (5), C (6), C (7), C (8), C (9), C (10), C (11), C (12)
- Column 72: C (1), C (2), C (3), C (4), C (5), C (6), C (7), C (8), C (9), C (10), C (11), C (12)
- Column 74: C (1), C (2), C (3), C (4), C (5), C (6), C (7), C (8), C (9), C (10), C (11), C (12)
- Column 76: C (1), C (2), C (3), C (4), C (5), C (6), C (7), C (8), C (9), C (10), C (11), C (12)
- Column 78: C (1), C (2), C (3), C (4), C (5), C (6), C (7), C (8), C (9), C (10), C (11), C (12)
- Column 80: C (1), C (2), C (3), C (4), C (5), C (6), C (7), C (8), C (9), C (10), C (11), C (12)
- Column 82: C (1), C (2), C (3), C (4), C (5), C (6), C (7), C (8), C (9), C (10), C (11), C (12)
- Column 84: C (1), C (2), C (3), C (4), C (5), C (6), C (7), C (8), C (9), C (10), C (11), C (12)
- Column 86: C (1), C (2), C (3), C (4), C (5), C (6), C (7), C (8), C (9), C (10), C (11), C (12)
- Column 88: C (1), C (2), C (3), C (4), C (5), C (6), C (7), C (8), C (9), C (10), C (11), C (12)
- Column 90: C (1), C (2), C (3), C (4), C (5), C (6), C (7), C (8), C (9), C (10), C (11), C (12)

Measures 53-60 Counts 208-240
32 Counts
Move to positions as shown.
The band is at 2 step spacing.
The Guard is at 4 step spacing.



Director Viewpoint

Meas. 69-72 Counts 272-288
16 Counts
Band FWD 8 MT 8 (8 to 5) (5 yards)



Director Viewpoint

Meas. 73-75 Counts 288-300
12 Counts
F,C,N,A,U,H move to positions shown.
Rest of Band MT 12
Meas. 76 to end
Stand Fast

