


Meas. 1-8 Counts 0-24  
 24 Counts  
 Move to Positions shown.  
 T5, T4, T3 steer right of the trombones.  
 C, F FTL 24 (8 to 5)  
 H, U, A, N FTL 24 (8 to 5)

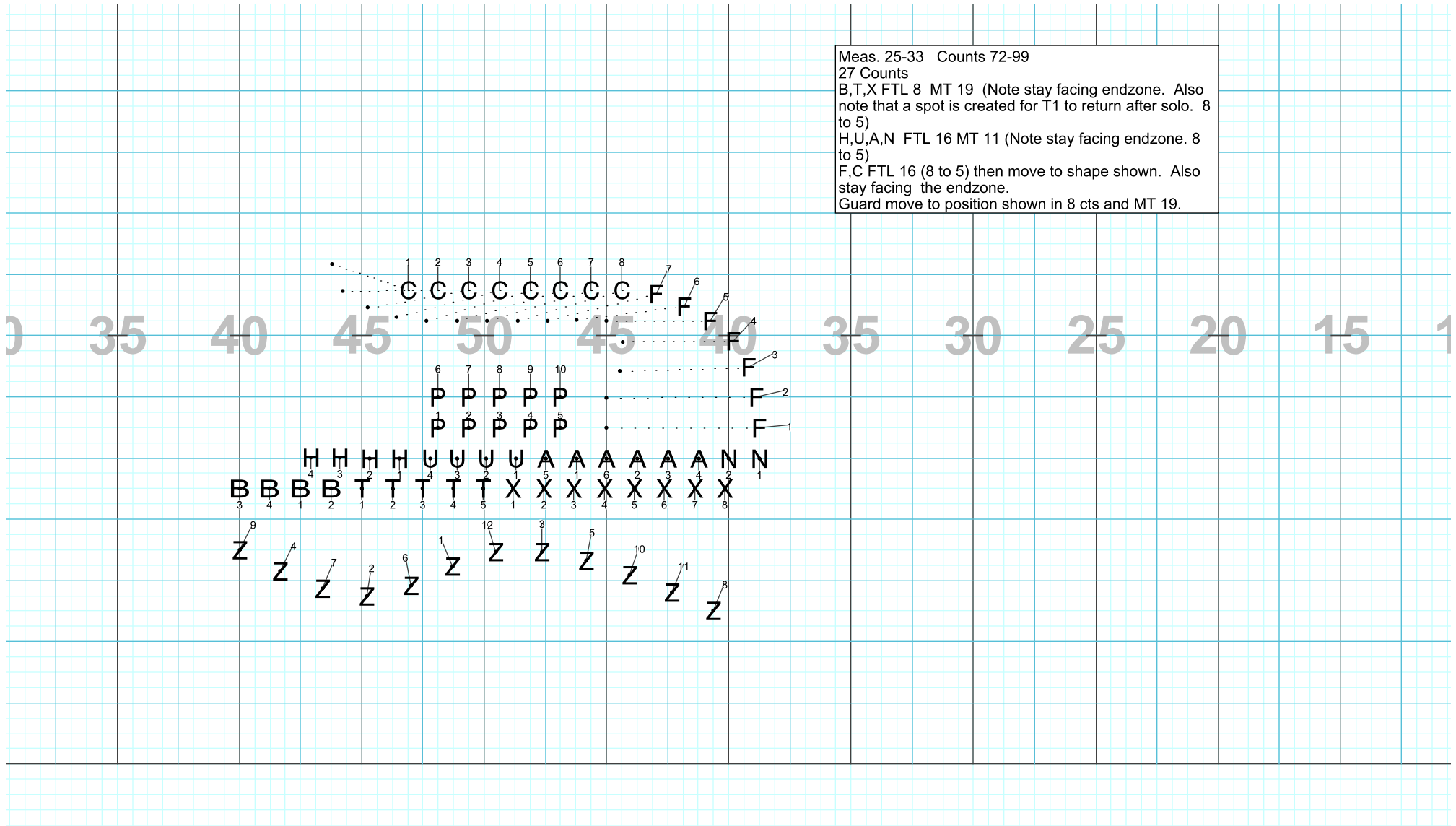


Meas. 9-16 Counts 24-48  
 24 Counts  
 N,A,U,H Continue FTL 24 (8 to 5)  
 F,C Continue FTL 24 (8 to 5)  
 B,T,X FTL 24 (8 to 5)  
 Colorguard to form "oval" in 12 cts as shown then FTL 12  
 keeping the oval shape. (clockwise. 8 to 5)

Director Viewpoint



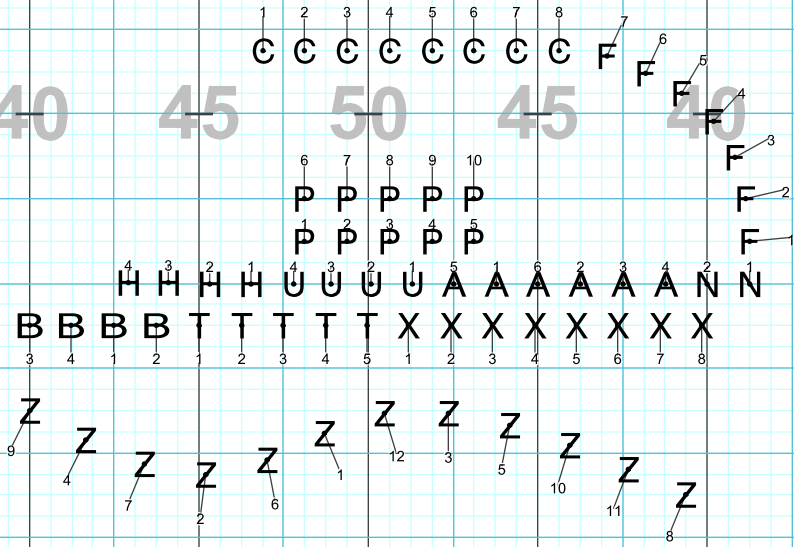
Meas. 25-33 Counts 72-99  
 27 Counts  
 B,T,X FTL 8 MT 19 (Note stay facing endzone. Also note that a spot is created for T1 to return after solo. 8 to 5)  
 H,U,A,N FTL 16 MT 11 (Note stay facing endzone. 8 to 5)  
 F,C FTL 16 (8 to 5) then move to shape shown. Also stay facing the endzone.  
 Guard move to position shown in 8 cts and MT 19.



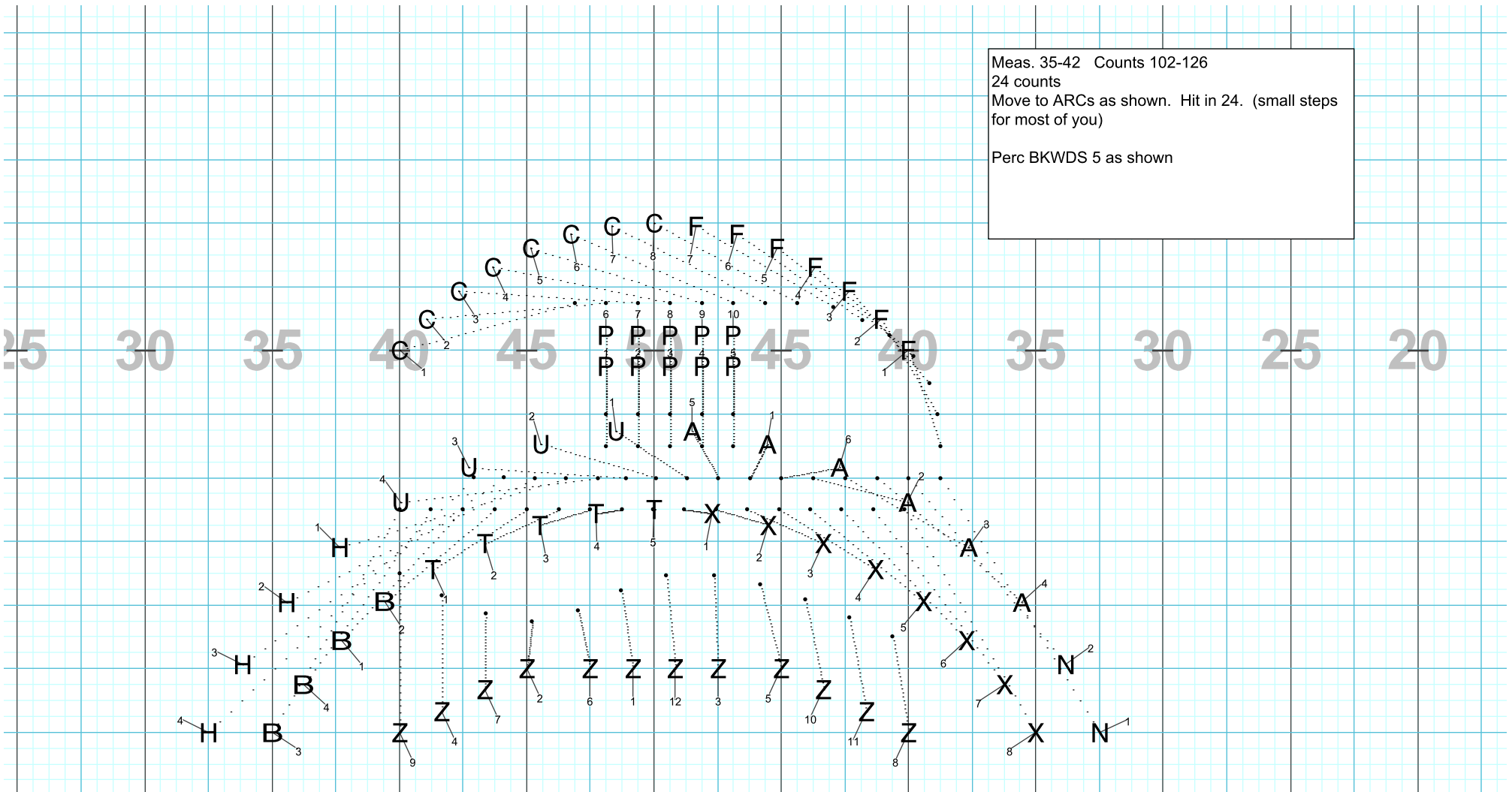
Director Viewpoint

Meas. 34 Counts 99-102  
3 counts  
Wind Players 3 count turn towards the audience  
.

30 35 40 45 50 45 40 35 30 25 20 15

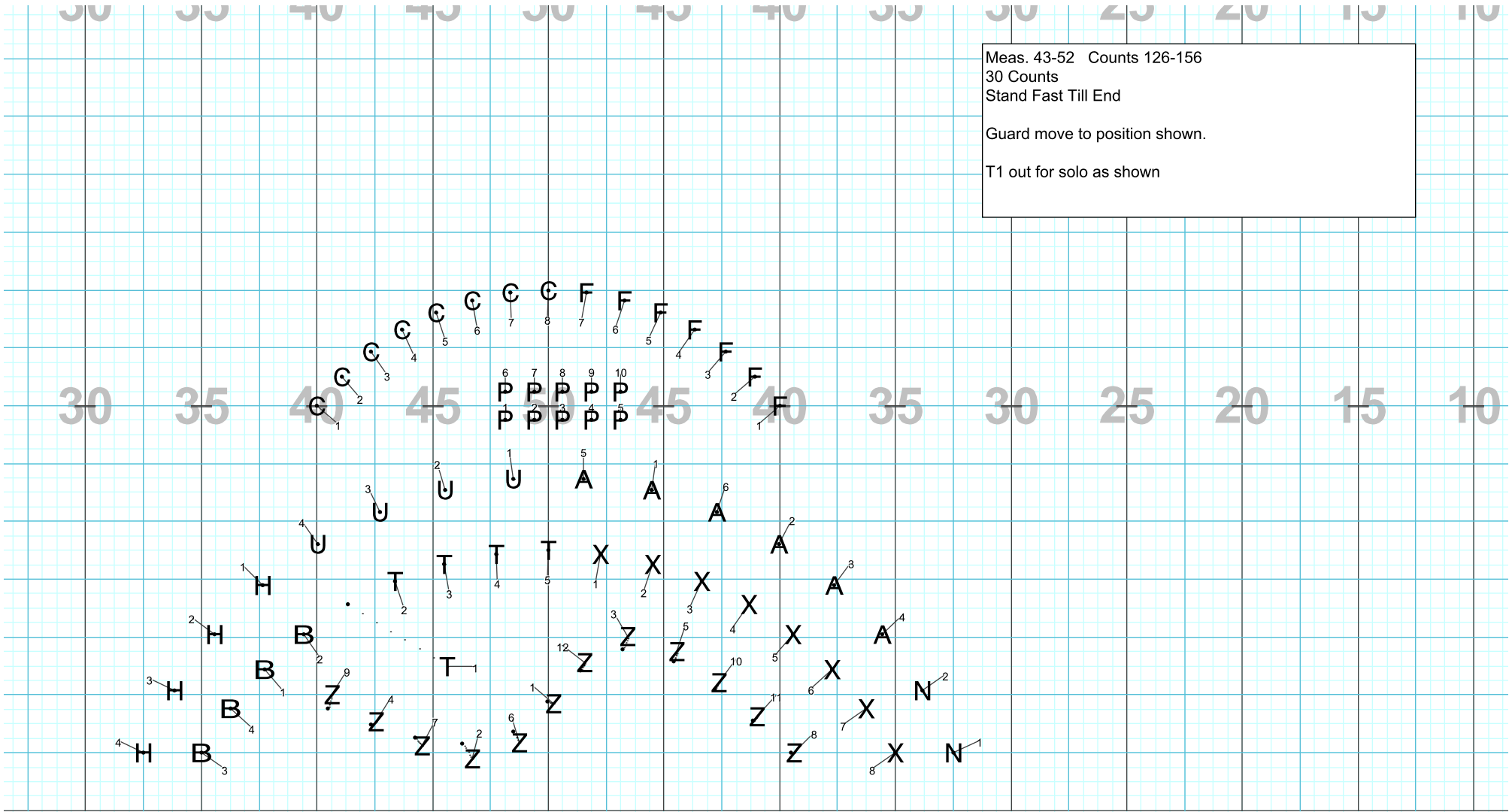


Meas. 35-42 Counts 102-126  
24 counts  
Move to ARCs as shown. Hit in 24. (small steps for most of you)  
Perc BKWDS 5 as shown



Director Viewpoint

Meas. 43-52 Counts 126-156  
30 Counts  
Stand Fast Till End  
Guard move to position shown.  
T1 out for solo as shown



Director Viewpoint

30 35 40 45 50 45 40 35 30

G G G G P P P P P F F F F F F F F

H H H H B B B B T T T T X X X X A A A A X X X X A A N N

Director Viewpoint